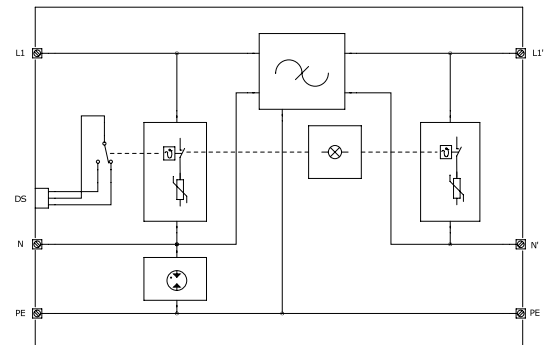
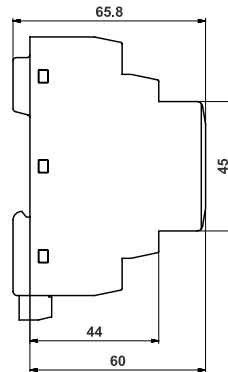
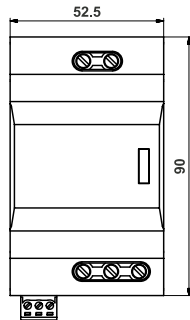


Surge Arrester TYPE 3

TYPE
3

VARISTOR + GAS DISCHARGE TUBE

TYPE 3 / CLASS III / DC / CE



PZH R3 HSAD16/*VDC, PZH R3 HSAD16/*VDC S

PZH R3 HSAD16/*VDC is a surge arrester designed for DC power supply systems. PZH R3 HSAD16/*VDC contains an improved thermal fuse which ensures timely disconnection of the device from the power grid during overheating and thus prevents damage to the PZH R3 HSAD16/*VDC. Activation of the thermal fuse is signalled by an integral indicator light with the option to utilize its switching contact for remote fault signalling (S). The PZH R3 HSAD16/*VDC is a type T3 two-port surge arrester and has been tested according to standards EN 61643-11 (IEC 61643-11:2011). According to standard EN 62305 (IEC 62305:2010), it is installed in the boundary between zones LPZ 2 - LPZ 3, where it limits induced overvoltage and residual overvoltage in power lines. PZH R3 HSAD16/*VDC are designed to be mounted on a 35 mm DIN rail using a metal clip.

Manufacturer's recommendation: Install the PZH R3 HSAD16/*VDC as close to the device to be protected as possible (no further than 5 m). There must be HERMI's lightning and surge arrester T1 and T2 installed before the PZH HSAD16/*VDC.

		PZH R3 HSAD 16/6VDC	PZH R3 HSAD 16/12VDC	PZH R3 HSAD 16/24VDC	PZH R3 HSAD 16/48VDC	PZH R3 HSAD 16/60VDC	PZH R3 HSAD 16/120VDC	PZH R3 HSAD 16/220VDC
TYPE		TYP 3, CLASS III						
Test class according to EN 61643-11 ed.2 (IEC 61643-11:2011)								
System		DC						
Nominal voltage	U _N	6 V =	12 V =	24 V =	48 V =	60 V =	120 V =	220 V =
Max. continuous operating voltage	U _C	7,2 V =	14,4 V =	28,8 V =	57,6 V =	72 V =	144 V =	264 V =
Nominal discharge current I _n (8/20)	I _n	2 kA					3 kA	
Rated load current	I _L	16 A						
Combined impulse	U _{OC}	4 kV					6 kV	
Voltage protection level at U _{OC} (+/-)	U _P	< 200 V	< 200 V	< 250 V	< 300 V	< 350 V	< 500 V	< 800 V
Voltage protection level at U _{OC} (+-/PE)	I _n	< 600 V					< 800 V	< 1500 V
Response time	t _A	< 25 ns (+/-); < 100 ns (+-/PE)						
Back-up fuse		16 A						
LPZ		2-3						
Housing material		Polyamid PA6, UL94 V-0						
Degree of protection of enclosure		IP20						
Operating temperature range	θ	-40 °C ... +55 °C						
Cross-section of the connected conductors		2,5 - 4 mm ² Cu						
The mounting method / operating position		DIN rail 35 mm / any						
Failure signalisation		optical function signalization target clear - ok optical function signalization target red - fault						
Potential free signal contact (S) (recommended cross-section of remote monitoring max. 1 mm ²)		AC: 250 V / 1,5 A, DC: 250 V / 0,1 A						
Lifetime		min. 100 000 h						
Weight		95 g						
Article number		77 30 250, 77 30 283 (S)	77 30 251, 77 30 284 (S)	77 30 252, 77 30 285 (S)	77 30 253, 77 30 286 (S)	77 30 254, 77 30 287 (S)	77 30 255, 77 30 288 (S)	77 30 256, 77 30 289 (S)