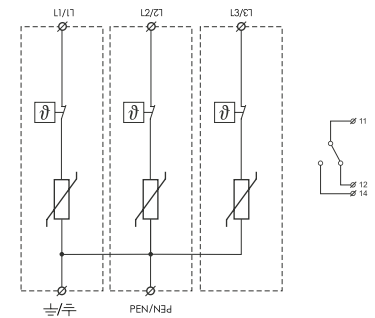
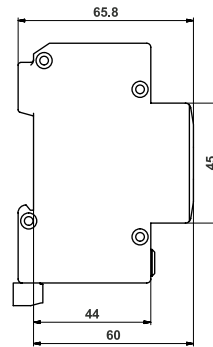
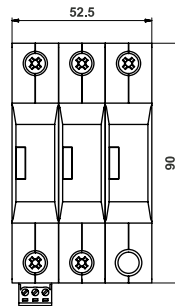


Surge Arrester TYPE 2+3

VARISTOR
TYPE 2+3 / CLASS II+III / TN-C / CE


PZH R2 275/50/3+0, PZH R2 275/50/3+0 S

PZH R2* is a surge arrester according to EN 61643-11 ed.2 (IEC 61643-11:2011) consisting of high energy varistors. Its parameters enable its use in complex circumstances. The device is to be installed on the interface of LPZ 1 – LPZ 2 and higher zones according to standard EN 62305 ed.2 (IEC 62305:2010), i.e. into subsidiary switchboards and control boxes. The product has two PEN terminals, which can not be used as a PEN bridge. **S** indication specifies a version with remote monitoring.

TYPE		PZH R2 275/50/3+0, PZH R2 275/50/3+0 S
Test class according to EN 61643-11 ed.2 (IEC 61643-11:2011)		TYPE 2+3, CLASS II+III
System		TN-C
Max. continuous operating voltage	U_C	275 V AC / 350 V DC
Maximum discharge current (8/20)	I_{max}	50 kA
Nominal discharge current for class II test (8/20)	I_n	20 kA
Open circuit voltage	U_{OC}	6 kV
Total discharge current (8/20) L1+L2+L3->PEN	I_{TOTAL}	150 kA
Voltage protection level at I_n	U_p	< 1,2 kV
Voltage protection level at U_{OC}	U_p	< 800 V
Temporary overvoltage (TOV)	U_T	337 V/5 s
Response time	t_A	< 25 ns
Max. back-up fuse		160 A gL/gG
Short-circuit withstand capability 160 A gL/gG	I_p	60 kA _{rms}
LPZ		1-3
Housing material		Polyamid PA6, UL94 V-0
Degree of protection of enclosure		IP20
Operating temperature range	θ	-40 °C ... +70 °C
Cross-section of the connected conductors (at tightening moment of clamps 3 Nm)		25 mm ² (solid) - 16 mm ² (wire)
The mounting method / operating position		DIN rail 35 mm / any
Failure signalisation		optical function signalization target clear – ok optical function signalization target red - fault
Potential free signal contact (S) (recommended cross-section of remote monitoring max. 1 mm ²)		AC: 250 V / 0,5 A, DC: 250 V / 0,1 A
Lifetime		min. 100 000 h
Weight		288 g
Article number		77 24 530, 77 24 523 (S)