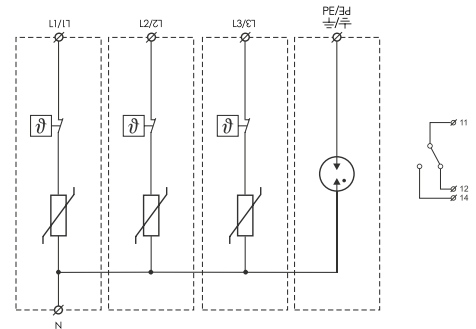
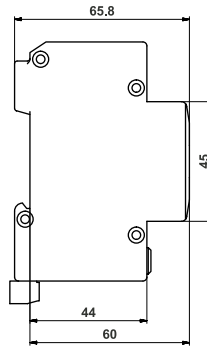
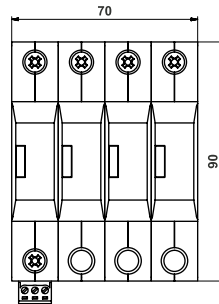


Surge Arrester TYPE 2+3

VARISTOR + GAS DISCHARGE TUBE
TYPE 2+3 / CLASS II+III / TN-S / TT / CE


PZH R2 275/50/3+1, PZH R2 275/50/3+1 S

PZH R2* is a surge arrester according to EN 61643-11 ed.2 (IEC 61643-11:2011) consisting of high energy varistors in combination with gas discharge tube, which ensures zero leakage current in the PE conductor. Its parameters enable its use in complex circumstances. The device is to be installed on the interface of LPZ 1 – LPZ 2 and higher zones according to standard EN 62305 ed.2 (IEC 62305:2010), i.e. into subsidiary switchboards and control boxes. **S** indication specifies a version with remote monitoring.

TYPE	PZH R2 275/50/3+1, PZH R2 275/50/3+1 S	
Test class according to EN 61643-11 ed.2 (IEC 61643-11:2011)	TYPE 2+3, CLASS II+III	
System	TN-S, TT	
Max. continuous operating voltage	U_C	275 V AC / 350 V DC
Maximum discharge current (8/20)	I_{max}	50 kA
Nominal discharge current for class II test (8/20)	I_n	20 kA
Open circuit voltage	U_{OC}	6 kV
Total discharge current (8/20) L1+L2+L3+N->PE	I_{TOTAL}	50 kA
Voltage protection level at I_n	U_p	< 1,2 kV
Voltage protection level at U_{OC}	U_p	< 800 V
Impulse discharge current for class I test (10/350) N/PE	I_{imp}	20 kA
Temporary overvoltage (TOV) L/N	U_T	337 V/5 s
Temporary overvoltage (TOV) N/PE	U_T	1200 V/0,2 s
Response time L/N	t_A	< 25 ns
Response time N/PE	t_A	< 100 ns
Max. back-up fuse		160 A gL/gG
Short-circuit withstand capability 160 A gL/gG	I_p	60 kA _{rms}
LPZ		1-3
Housing material		Polyamid PA6, UL94 V-0
Degree of protection of enclosure		IP20
Operating temperature range	θ	-40 °C ... +70 °C
Cross-section of the connected conductors (at tightening moment of clamps 3 Nm)		25 mm ² (solid) - 16 mm ² (wire)
The mounting method / operating position		DIN rail 35 mm / any
Failure signalisation		optical function signalization target clear – ok optical function signalization target red - fault
Potential free signal contact (S) (recommended cross-section of remote monitoring max. 1 mm ²)		AC: 250 V / 0,5 A, DC: 250 V / 0,1 A
Lifetime		min. 100 000 h
Weight		366 g
Article number		77 24 531, 77 24 524 (S)