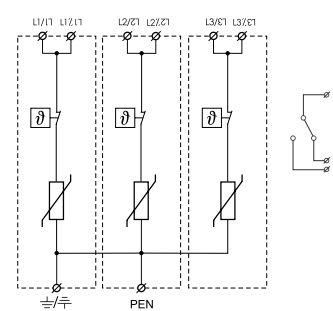
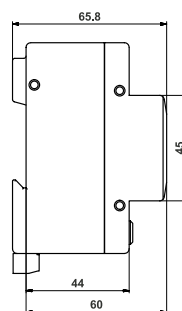
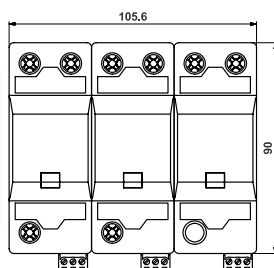


Lightning and Surge Arrester TYPE 1+2

VARISTOR
TYPE 1+2 / CLASS I+II / TN-C / CE


PZH R1 275/25/3+0, PZH R1 275/25/3+0 S

PZH R1* is a lightning and surge arrester according to EN 61643-11 ed.2 (IEC 61643-11:2011) consisting of high energy double varistors for a better discharge ability. Its parameters enable usage in buildings with considerable levels of protection LPL I and LPL II, such as hospitals, banks, industrial and administration complexes, schools, shopping and sports centres or supermarkets. The device is to be installed on the interface of LPZ 0 – LPZ 1 and higher zones according to standard EN 62305 ed.2 (IEC 62305:2010), closest to where the overhead line enters the building i.e. in the main distribution boards. The product has two PEN terminals, which can not be used as a PEN bridge. **S** indication specifies a version with remote monitoring.

TYPE		PZH R1 275/25/3+0, PZH R1 275/25/3+0 S
Test class according to EN 61643-11 ed.2 (IEC 61643-11:2011)		TYPE 1+2, CLASS I+II
System		TN-C
Max. continuous operating voltage	U_c	275 V AC / 350 V DC
Impulse discharge current for class I test (10/350)	I_{imp}	25 kA
Charge	Q	12,5 As
Specific energy	W/R	156 kJ/Q
Total discharge current (10/350) L1+L2+L3->PEN	I_{TOTAL}	75 kA
Nominal discharge current for class II test (8/20)	I_n	25 kA
Maximum discharge current (8/20)	I_{max}	50 kA
Total discharge current (8/20) L1+L2+L3->PEN	I_{TOTAL}	150 kA
Voltage protection level	U_p	< 1,2 kV
Temporary overvoltage (TOV)	U_T	337 V/5 s
Response time	t_A	< 25 ns
Max. back-up fuse		250 A gL/gG
Max. back-up fuse („V” connection)		125 A gL/gG
Short-circuit withstand capability 160 A gL/gG	I_p	80 kA _{rms}
LPZ		0-1
Housing material		Polyamid PA6, UL94 V-0
Degree of protection of enclosure		IP20
Operating temperature range	θ	-40°C ... +70 °C
Cross-section of the connected conductors (at tightening moment of clamps 3 Nm)		35 mm ² (solid) - 25 mm ² (wire)
The mounting method / operating position		DIN rail 35 mm / any
Failure signalisation		optical function signalization target clear – ok optical function signalization target red - fault
Potential free signal contact (S) (recommended cross-section of remote monitoring max. 1 mm ²)		AC: 250 V / 0,5 A, DC: 250 V / 0,1 A
Lifetime		min. 100 000 h
Weight		900 g
Article number		77 10 453, 77 10 459 (S)